


MDA836x COMPACT DISTRIBUTION AMPLIFIER



- Aluminium die-casting case
- GaAs power-doubler output stage
- 862MHz frequency range
- One output
- Level and TILT setup with modules
- Internal duplex filter, active return path
- Return path noise switch-off module
- Remote or local powered switching power supply

GENERAL DESCRIPTION

In normal configuration 2 attenuator and 2 equalizer modules can be plugged. According to demand there is a possibility to place 2 interstage modules in the forward path and 1 return path module. In these module places jumpers can be found in default configuration. You have to remove these jumpers before plug the upon mentioned 3 modules (2 interstage and 1 return path) in.

TECHNICAL SPECIFICATIONS

RF parameters

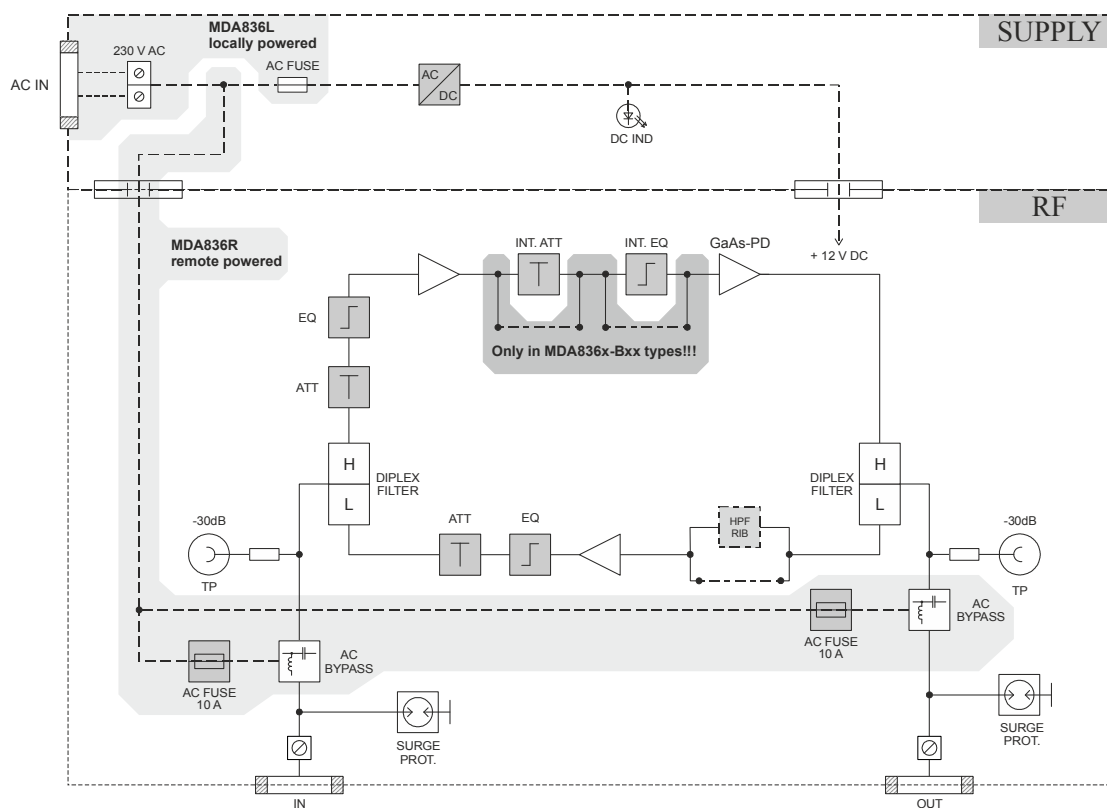
	MDA836R-xxx	MDA836L-xxx
Amplifier type		GaAs PD MMIC
Forward path gain [dB]		36±1
Forward path bandwidth [MHz]		47-862 or 85-862
Return path bandwidth [MHz]		5-30 or 5-65
Flatness [dB]		±0.75
Maximum output level (EN60728, 42 ch. 8dB TILT; CTB,CSO ≤-60dB) [dBμV]		109
CTB (77 ch. 104dBμV flat) [dB]		-69
CXM (77 ch. 104dBμV flat) [dB]		-70
CSO (77 ch. 104dBμV flat) [dB]		-68
Input level setup (2dB steps) [dB]		0-20 (Plug-In)
Input TILT setup (2dB steps) [dB]		0-20 (Plug-In)
Mid-stage level setup (2dB steps) [dB]		0-4 (Plug-In)
Mid-stage TILT setup (2dB steps) [dB]		0-8 (Plug-In)
Noise figure [dB]		5
Testpoints (input, output) [dB]		-30±1
Return loss (40MHz -1.5dB/octave) [dB]		18
Return path gain [dB]		20
Return path flatness [dB]		±0.75

Specifications are subject to change without notice!

Return path maximum output level (IMA III. B-60dB) [dBμV]	118
Return path level setup (2dB steps) [dB]	0-20 (Plug-In)
Return path TILT setup (2dB steps) [dB]	0-12 (Plug-In)
Return path breakpoint frequency of TILT [MHz]	30 or 65
Return path noise figure [dB]	4
Connecting impedance [Ω]	75
Screening factor [dB]	80

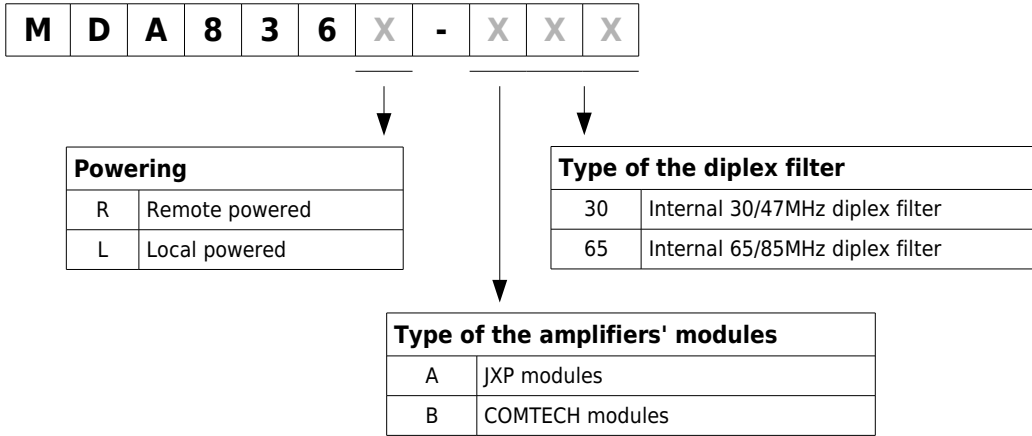
General parameters	MDA836R-xxx	MDA836L-xxx
Maximum power consumption [W]	10	11
Power supply voltage [VAC]	~ 30...65 □ 35...90	~ 230 ±20% 50Hz
Class of electric shock protection	III.	II.
Maximum current feed-through [A]	10	-
Hum modulation [dB]	70	-
Degree of protection		IP65
Temperature range [°C]		-40...+60
Connector type	PG11, (5/8", „F")	
Dimensions [mm]	202x146x80	
Weight [kg]	1.5	

BLOCK DIAGRAM



Specifications are subject to change without notice!

ORDERING INFORMATION



Option	Required modules	Ordering information
Coax connecting option	PG11-5/8" adaptor	PG11-5/8
Coax connecting option	PG11-F adaptor	PG11-F
Return path module option (HPF filter)	1pc HPF20	HPF20
Return path module option (RIB) - preliminary!	1pc RIB	RIB

Specifications are subject to change without notice!